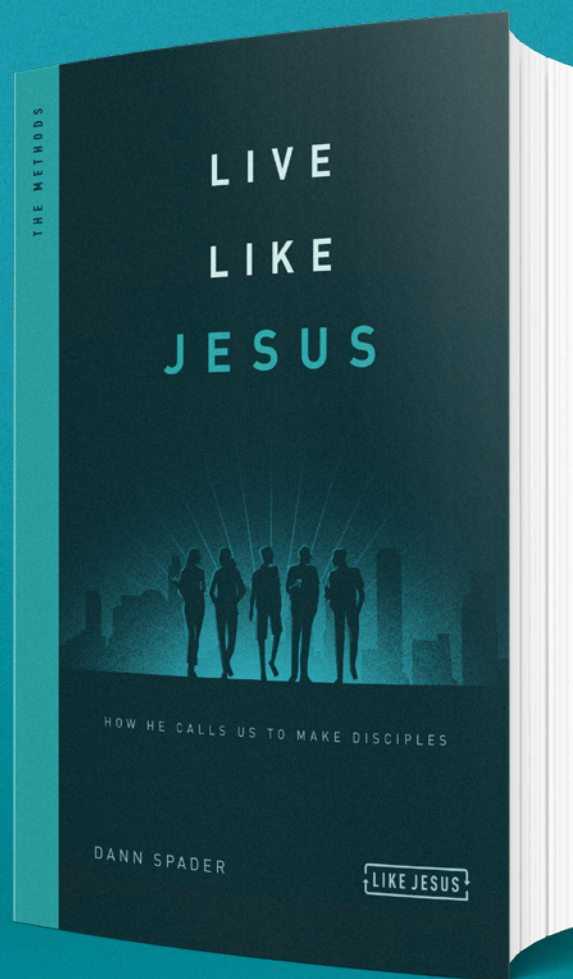


LIVE LIKE JESUS SMALL GROUP GUIDE



THE METHODS
HOW HE CALLS US TO MAKE DISCIPLES



WELCOME TO THE **LIVE LIKE JESUS** SMALL GROUP GUIDE!

The purpose of this guide is to help you and your group members experience life-change through relationships. The Leader Guide is designed for small group settings where discovery is the central means by which learning takes place. God's Word is the source of truth, and the Holy Spirit is the guide and revealer of all truth. This creates a safe environment for real life-changing discussion about God's truth.

HERE IS THE MAIN FRAMEWORK FOR EACH SESSION:

1. LEAN IN

The purpose of this question is to get everyone in your small group to “lean in” and get involved. It's easy to answer and fun. It creates a sense of energy—so much so that group members physically lean in as they engage the discussion. The “lean in” question also frequently provides an emotional link to the “Look In” question. It also provides safety for answering the question and sets the tone for the rest of the study.

2. LOOK DOWN

This is an observation question. It's designed to help group members “look down” and see all the relevant details and facts in the Bible passage being studied. This question establishes a solid foundation for the rest of the study. Regardless of how much time someone has spent studying God's Word, everyone in the group can get involved simply by taking an observant look at what the Bible says. This question is answerable by anyone solely based on their observation of the passage without requiring any prior knowledge or reference to other related texts. No Bible college degree is required.

3. LOOK OUT

This question helps group members “look out” and see the principles of the Bible passage through the lens of the world today. The answers are not focused on your group members, but on other people. This will lead to more authentic dialogue within the group. It builds a bridge between the facts of the passage and our understanding of it as it relates to our world and our culture. It also helps individuals see the effect and the end result of those who pay attention to and those who ignore the importance of God's Word in our culture.

4. LOOK IN

Here is where group members begin to personally “look in” and see what God might be nudging them to change in their lives. During this part of the study, group members begin

GET ACCESS TO VIDEO CONTENT IN
THE LIKE JESUS APP OR ONLINE AT:

 LikeJesus.church/app

to move from knowing to doing what God’s Word says. It’s about obedience. The goal of all Bible study is life transformation.

NOTE: Most of the time, people will be in groups of three disciple-making friends. We have experienced that the most accelerated life transformation happens in groups of three or four disciples. This creates what Greg Ogden, in *Making Disciples Jesus’ Way: A Few at a Time* (2007), calls the “hot-house” of Christian growth: “Hot houses maximize the environmental conditions so that living things can grow at a rate greater than would exist under normal circumstances. The conditions are ripe for accelerated growth. This is what happens in a triad/quad.”

Group members should write down responses of the other two in their triad so they can pray and follow-up with them in a week or so to see how they’re doing with their new commitment.

How Do The Two Action Steps Work?

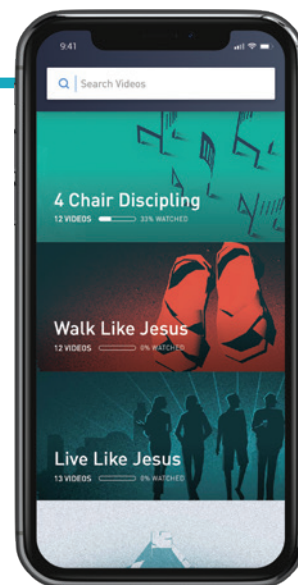
5. LOOK UP

The purpose of this action step is to get everyone in your small group to “look up” to God and pray together. It is a time of praise and prayer for everyone. This is where group members transition from the “look in” question where God may have been nudging them to change something in their lives to humbly asking God to help them do so. The group leader’s role in this step is to give the Holy Spirit enough space to do His life-transforming work in the lives of the group members.

6. LIVE IT OUT

The final step is to give everyone in your small group an opportunity to “Live It Out.” That is to share what they discovered with others and to put into action what they just learned. During this part of the study, group members are challenged to go out and share what they’ve just discovered about Jesus with at least two other people. Next, they are challenged to put God’s Word into action in a very practical way. Lastly, the group members are given instructions on how to prepare for the next time together.

As you lead your group through the 4 Chair Discipling study together, we trust that God will reveal Himself to you and your group in very special ways.



WEEK

1



RELATIONAL

LEADER PREP

Watch Video 1: www.LikeJesus.church/app

Big Idea: Jesus' seven disciplines (priorities) marked the relational nature of His living, ministry, fruitfulness and disciplemaking.

1. LEAN IN

Get started with fun, easy, and engaging questions (10 min.)

We all have relationships. However, some people seem to be more relational than most people. Think of one person you know who is very relational.

Discuss: [in groups of three] In two minutes or less, share what brought that person to your mind right now.

2. LOOK DOWN

Find the answers in the Scripture passages (25 min.)

Have different people look up Matthew 4:19a, John 14:12 and 1 John 2:6 and have them read them aloud.

Discuss: [entire group] What did Jesus expect of His disciples? What did the Apostle John expect of those people who were disciples of Jesus?

3. LOOK OUT

Connect the world of the Bible to our culture (10 min.)

Share: In Jesus' culture, a rabbi's disciples were fully expected to become like their rabbi (teacher) when they were fully taught. Since Jesus was a disciplemaker, He expected His disciples to become Jesus-like disciplemakers. However, most Christians in our culture seem less willing to make Jesus' seven disciplines of disciplemaking (pages 21, 34-36) the priorities of their lives.



© VIDEO 1

Videos can be viewed in the Like Jesus app or online at: LikeJesus.church/app

Discuss: [in groups of three] What do you think keeps Christians from making Jesus' seven disciplines of disciplemaking the priorities for their lives?

4. LOOK IN

Go straight to the heart of the matter (30 min.)

Share: Read aloud this excerpt from the book: "In John 17, we will use the actual words Jesus used to describe what He did with His disciples. These are the seven disciplines of a disciplemaker. They are seven 'I' statements." Now, have different people read aloud these statements: John 17:6 and 17:26, John 17:8, John 17:9 and 17:20, John 17:12, John 17:18, John 17:19 and John 17:22.

Discuss: [in groups of three] What keeps you (distractions and/or obstacles*) from making Jesus' seven disciplines of disciplemaking the priorities for your life? Which of the seven "I" statements (disciplemaking disciplines) would you like to begin practicing during the course of this study? Be honest with yourself. Who would you invite to go along with you on this learning journey?

5. LOOK UP

Pray together (10 minutes).

[In groups of three] Spend some time praising Jesus for sharing with us the seven disciplines ("I" statements) of how He made disciples. Ask the Father for help to depend on the Holy Spirit for the power to live this way with others. Ask the Father to reveal to each group member two people they'll share what they learned this week and when.

6. LIVE IT OUT

Share what you discovered with others and put it into action (5 minutes).

1. Write down the two names that God has given you to share with this week. Also, write down when you'll do this.

2. This week, share with the two people on your list what you've discovered/learned about Jesus' seven disciplemaking disciplines (John 17) and the way they marked his relational living (John 13), relational ministry (John 14), relational fruitfulness (John 15) and relational disciplemaking (John 16). Be prepared to share with those God brings unexpectedly across your path, too.

3. Set aside 10-15 minutes this week to reflect on what is keeping you from embracing Jesus' seven disciplines of a disciplemaker.

4. For our next time together: read WEEK 2 | INTENTIONAL: "I will make you" on pp. 39-56 and respond to the questions for each day's study and complete Taking the Next Step.

WEEK

2



INTENTIONAL

LEADER PREP

Watch Video 2: www.LikeJesus.church/app

Big Idea: Jesus intentionally developed disciples to become disciplemakers. Jesus-like disciplmaking requires intentionality.

1. LEAN IN

Get started with fun, easy, and engaging questions (10 min.)

Think of one thing that others think is difficult to do, but you feel it's easy for you to do.

Discuss: [in groups of three] Share briefly what that is and how you learned to do it.

2. LOOK DOWN

Find the answers in the Scripture passages (25 min.)

Have different people look up John 1:39 (ESV), John 1:43, Matthew 4:19 (ESV), John 15:16, Acts 4:14 and Acts 17:6 (ESV) and have them read the verses aloud.

Discuss: [in groups of three] In what ways was Jesus intentional in what He did? What was the impact of Jesus' intentionality? Be specific.

3. LOOK OUT

Connect the world of the Bible to our culture (10 min.)

Discuss: Read this excerpt from the book aloud: "Jesus was so intentional, that He took His disciples on at least five mission trips and seven fishing trips. All of them were intended to train them to become 'fishers of men.'"

What do you think keeps some Christians from embracing the intentionality of Jesus in making disciplmakers?

4. LOOK IN

Go straight to the heart of the matter (30 min.)

Share: Jesus intentionally trained His disciples to become fishers of men (disciplmakers). Think about how intentionality plays a role in your life today.

Discuss: [in groups of three for 10 min.] What keeps you (distractions and/or obstacles*) from being intentional in training disciples to become disciplmakers?



© VIDEO 2

Videos can be viewed in the Like Jesus app or online at: LikeJesus.church/app

Share: Since we're probably all living at full-capacity now, we'll need to eliminate or reduce something we're already doing so we can raise or begin something else to intentionally train disciples to become Jesus-like disciplemakers. [Take 20 minutes alone right now with God.] Ask Him what changes you need to make in order to increase your intentionality in training disciples to become Jesus-like disciplemakers. Here are some questions that can help you in your time alone with God:

1. What should I begin in order to increase my intentionality in training disciples to become Jesus-like disciplemakers?
2. What should I raise well above my current level in order to increase my intentionality in training disciples to become Jesus-like disciplemakers?
3. What should I eliminate in order to increase my intentionality in training disciples to become Jesus-like disciplemakers?
4. What should I reduce well below my current level in order to increase my intentionality in training disciples to become Jesus-like disciplemakers?

5. LOOK UP

Pray together (10 minutes).

[In the same groups of three] Spend some time praising Jesus for sharing with us His intentionality in training disciples to become disciplemakers. Ask the Father for help with growing in your intentionality in training disciples to become Jesus-like disciplemakers. Ask the Father to reveal to each group member two people they'll share what they learned this week and when. It can be the same two people from last week or two different people. The importance lies in sharing what you're learning with others.

6. LIVE IT OUT

Share what you discovered with others and put it into action (5 minutes).

1. Write down the two names God has given you to share with this week. Also, write down when you'll do this.
2. This week, share with the two people on your list what you've learned about Jesus' intentionality of training disciples to become disciplemakers. Be prepared to share with those God brings unexpectedly across your path, too.
3. Set aside 10-15 minutes this week to reflect on your progress in growing in your intentionality in training disciples to become Jesus-like disciplemakers.
4. For our next time together: read WEEK 3 | REVEAL: "I have revealed you to those whom you gave me" on pp. 57-75 and respond to the questions for each day's study. unexpectedly across your path, too.

WEEK

3



REVEAL

LEADER PREP

Watch Both Video 3's: www.LikeJesus.church/app

Big Idea: Jesus revealed the Father to His disciples by spending focused time with them, going deeper and caring enough to confront them, and exalting the Father in everything.

1. LEAN IN

Get started with fun, easy, and engaging questions (10 min.)

Share: When we share something about our families with others, we are actually revealing how our families have influenced us.

Discuss: [Entire group] What's one thing that you want others to know about your family that has influenced who you are today?

2. LOOK DOWN

Find the answers in the Scripture passages (25 min.)

Have different people look up John 17:6, John 3:22, Matthew 13:46, Mark 7:14-23, and John 17:7. Have them read these passages aloud to the group.

Discuss: [in groups of three] What are some of the ways in which Jesus revealed the Father to His disciples in these Scripture passages?

3. LOOK OUT

Connect the world of the Bible to our culture (10 min.)

Discuss: What do you think keeps Christians from revealing Jesus to others?

4. LOOK IN

Go straight to the heart of the matter (30 min.)

Discuss: [in groups of three for 20 min.] What keeps [distractions and/or obstacles] you from revealing Jesus to those in your circle of influence?

Discuss: [in same groups of three for 10 min.] We understand the importance of a guide when going into unfamiliar territory. The same is true with making disciplemakers. Who can you invite to help you with revealing Jesus to others?



© VIDEO 3

Videos can be viewed in the Like Jesus app or online at: LikeJesus.church/app

5. LOOK UP

Pray together (10 minutes).

[In the same groups of three] Spend some time asking the Father to show you who can help you with revealing Jesus to others. Ask God to reveal someone to you with whom you can be spending focused time, going deeper and caring enough to confront, and exalting the Father in everything. Ask the Father to also reveal to each group member two people they'll share what they learned this week and when.

6. LIVE IT OUT

Share what you discovered with others and put it into action (5 minutes).

1. Write down the two names God has given you to share with this week. Also, write down when you'll do this.
2. This week, share with the two people on your list what it looks like for you to be spending focused time with a few others, going deeper and caring enough to confront them, and exalting the Father in everything while with them. Be prepared to share with those God brings unexpectedly across your path, too.
3. Set aside 10-15 minutes this week to reflect on your progress in spending focused time with a few others, going deeper and caring enough to confront them, and exalting the Father in everything while with them.
4. For our next time together: read WEEK 4 | SPEAK: "I gave them the words you gave me" on pp. 77-89 and respond to the questions for each day's study.

WEEK

4



SPEAK

LEADER PREP

Watch Video 4: www.LikeJesus.church/app

Big Idea: Since Jesus learned well and listened well to the Holy Spirit, He imparted truth to His disciples through the everyday events of life with them.

1. LEAN IN

Get started with fun, easy, and engaging questions (10 min.)

Share: The telephone game is a game played around the world, in which one person whispers a message to another, which is passed through a line of people until the last player announces the message to the entire group. The game is a success when the message remains the same from start to finish. Write down this message on a piece of paper for the first person to read to themselves: "For I gave them the words you gave me and they accepted them."

Discuss: [entire group] Well, how did we do? Let's have the first person share the message he/she shared. Now, let's have the last person share the message they received. What do you think happened? What's necessary for us to successfully share the message consistently from person to person? [Hint: Learn the message well through listening well.]

2. LOOK DOWN

Find the answers in the Scripture passages (25 min.)

Discuss: [in groups of three for 15 min.] Have different people in each group read aloud one of these verses and discuss the corresponding question: John 12:49; 15:15; 8:26; 16:13; 17:8 - What do these Scripture passages tell us about Jesus' relationship with the Holy Spirit and the written Word?

Discuss: [entire group for 10 min.] Allow one person from each group to share what they learned together.

3. LOOK OUT

Connect the world of the Bible to our culture (10 min.)

Share: (Read aloud this excerpt from the book.) "God wants to speak to us. He wants



© VIDEO 4

Videos can be viewed in the Like Jesus app or online at: LikeJesus.church/app

to guide us into all truth. He has promised to reveal to us, through His Spirit and written Word, His truth for our lives. But as He gives to us, He wants us to give to others. It is in giving that we receive. Discipling like Jesus means that, like Jesus, we pass on to our disciples the truths that God gives to us.”

Discuss: [entire group] What do you think keeps Christians from intentionally sharing with other believers what they’re learning in their study of the written Word?

4. LOOK IN

Go straight to the heart of the matter (30 min.)

Discuss: [in groups of three] Read aloud this excerpt from the book: “So far this week, we have seen that God wants to use us to share with others what He is teaching us. Discipling like Jesus is simply passing on to others the lessons we are learning. Jesus said so clearly: ‘I gave them the words you gave me’ (John 17:8). This was the pattern of His life.” God truly delights in speaking to His children. He longs to be gracious to them and reveal His plan to them. He delights in leading His children along the path of life and clearly wants to reveal His plans to them.

Discuss: [in same groups of three] From the simple truth presented in this week’s study from John 17:8, what are your next steps to becoming more like Jesus in this area? Be specific. Who can you invite to help you with growing in this discipling discipline?

5. LOOK UP

Pray together (10 minutes).

[In the same groups of three] Spend some time asking the Father for help with intentionally sharing with others what you’re learning from your study of the written Word. Ask him how you can help one another with this discipling discipline. Ask the Father also to reveal to each group member two people they’ll share what they learned this week and when.

6. LIVE IT OUT

Share what you discovered with others and put it into action (5 minutes).

1. Write down the two names God has given you to share with this week. Also, write down when you’ll do this.
2. This week, share with the two people what you’ve learned so far about the disciplines of a discipler. Be also prepared to share with those God brings unexpectedly across your path.
3. Set aside 10-15 minutes this week to reflect on the distractions and/or obstacles you’re facing now in sharing with others what you’re learning in the written Word.
4. For our next time together: read WEEK 5 | PRAY: “I pray for them” on pp. 91-102 and respond to the questions for each day’s study.

WEEK

5



PRAY

LEADER PREP

Watch Video 5: www.LikeJesus.church/app

Big Idea: *Since Jesus viewed His disciples as the Father's "love gift" to Him, He prayed earnestly for them during the various stages of their spiritual development: seekers, believers, committed workers and disciplemakers.*

1. LEAN IN

Get started with fun, easy, and engaging questions (10 min.)

Discuss: [in groups of three] What's the most challenging thing you've ever taught someone else to do? How did you go about teaching that person?

2. LOOK DOWN

Find the answers in the Scripture passages (25 min.)

Discuss: [in groups of three for 15 min.] Assign each group one of these passages and have them read it aloud in their group and discuss the corresponding questions:

1. **John 17:9** - What are the practical implications of this truth in Jesus' life and ministry? What does praying for "those the Father will give you" look like? What does praying for "those the Father has given you" look like?

2. **Mark 1:35-37** - What seems to be the nature of Jesus' prayer based on His response to His disciples? What words might the Father have given Jesus for Him to respond in this way? Why do you think that it was important for Jesus' disciples to hear Jesus say that He must go to the other cities and towns?

3. **Luke 9:18-20, Luke 11:1** - What is the relationship between Jesus' prayers and the questions He asked? What would be important for us to learn from this as we pray for our disciples? What prompted Jesus' disciples to want Him to teach them to pray?

4. **Mark 6:45-52** - What is the relationship between Jesus' prayers and what the disciples were experiencing in the boat? What would be important for us to learn from this as we pray for our disciples?

Discuss: [entire group for 10 min.] Allow one or two people from each group to share what they learned together. What were your aha's?



© VIDEO 5

Videos can be viewed in the Like Jesus app or online at: LikeJesus.church/app

3. LOOK OUT

Connect the world of the Bible to our culture (10 min.)

Share: We see Jesus praying earnestly for His disciples during the various stages of their spiritual development from seekers to believers, from believers to committed workers and from committed workers to discipling friends. He depended on the Holy Spirit through prayer to find spiritually lost people, recognizing the need to meet people where they were at in their relationship with God and challenging them to move forward in their discipling journey. Prayer fueled Jesus' relationship with His disciples.

Discuss: [in groups of three] What do you think keeps Christians from praying for the Father to give them disciples? What do you think keeps Christians from praying for the disciples the Father has already given them?

4. LOOK IN

Go straight to the heart of the matter (30 min.)

Discuss: [in groups of three for 10 min.] What keeps you from praying earnestly for the Father to give you disciples?

Discuss: [in same groups of three for 20 min.] What keeps you from praying earnestly for the disciples the Father has already given you? How can you help one another with your discipling relationships?

5. LOOK UP

Pray together (10 minutes).

[In the same groups of three] Spend some time asking the Father to give you a few disciples. Ask Him to alert you to those people He is bringing across your path. Ask the Father to reveal to each group member two people they'll share what they learned this week and when.

6. LIVE IT OUT

Share what you discovered with others and put it into action (5 minutes).

1. Write down the two names God has given you to share with this week. Also, write down when you'll do this.
2. This week, share with the two people on your list what you've learned so far about how Jesus prayed for those the Father had given Him. Be prepared to share with those God brings unexpectedly across your path.
3. Set aside 10-15 minutes this week to reflect on the distractions and/or obstacles you're facing now in praying for those the Father will give/has given to you. Also, contact the person on your left (in your group of three) this week to share these distractions and/or obstacles.
4. For our next time together: read WEEK 6 | PROTECT: "While I was with them, I protected them and kept them safe" on pp. 103-115 and respond to the questions for each day's study.

WEEK

6



PROTECT

LEADER PREP

Watch Video 6: www.LikeJesus.church/app

Big Idea: *Jesus protected His disciples through His teaching, His careful observations, their actions and their promises.*

1. LEAN IN

Get started with fun, easy, and engaging questions (10 min.)

Share: We've all had to protect someone or something from harm or danger, right? Let's take a few moments and share a funny story related to your "protection" experience.

Discuss: [in groups of three] Briefly, share a funny story related to one time where you protected someone or something.

2. LOOK DOWN

Find the answers in the Scripture passages (25 min.)

Discuss: [in groups of three for 15 min.] Assign each group one of the four sets of Scripture passages below. Have different people in each group read one of the passages aloud in their group and discuss the corresponding question: [Note: group members will be familiar with these Scripture passages since they were asked to read them during their study this week.]

1. Protection through Teaching (Matthew 4:19; 5:11-13; 6:19-21; 10:16-31) - Sometimes Jesus' preparations with His disciples came in the form of warnings to them. How did these warnings prepare Jesus' disciples for their disciplemaking way of life?

2. Protection through Careful Observations (Luke 9:46-48; 22:24-27; Matthew 20:20-28) - Through the seemingly small interactions of life, Jesus carefully watched how His disciples were interacting with each other and with the truths Jesus was presenting. How did Jesus protect His disciples by watching over their actions and interactions with each other?

3. Protection through Our Actions (Mark 6:45-46; John 17:12; John 18:1-9) - Jesus was concerned for the safety of His disciples, as much as He was concerned that they learn all that they needed to know about living a disciplemaking way of life. How did Jesus go about protecting His disciples while He was with them?



© VIDEO 6

Videos can be viewed in the Like Jesus app or online at:
LikeJesus.church/app

4. Protection through Our Promises (John 10:25-30; John 17:2, 6, 11, 16, 21-24, 26; Matthew 28:20)
-Jesus fully understood that it was the whole character of God that would guarantee the safety of His disciples. Their security and protection would lie in the promises of Christ and their relationship with Him.

What key phrases in these Scripture passages speak of Jesus' protecting promises and security in Him?

Discuss: [entire group for 10 min.] Allow one or two people from each group to share what they learned together. What does this tell us about the different ways in which Jesus protected His disciples? What were your aha's?

3. LOOK OUT

Connect the world of the Bible to our culture (10 min.)

Share: We see Jesus spending time with His disciples throughout the Gospels, assuring them of His protection and security in Him.

Discuss: [in groups of three] What do you think are some of the distractions and/or obstacles that keep Christians from experiencing Jesus' protection and security in their lives?

4. LOOK IN

Go straight to the heart of the matter (30 min.)

Discuss: [in same groups of three] What keeps you from experiencing Jesus' protection and security in your life? How can you invite a few others to help you more fully experience Jesus' protection and security in your life? How can you help a few others more fully experience Jesus' protection and security in their lives?

5. LOOK UP

Pray together (10 minutes).

[In the same groups of three] Spend some time asking the Father to help you with experiencing Jesus' protection and security in your life. Ask Him to give you the courage to take a next step with experiencing Jesus' protection and security. Ask the Father also to reveal to each group member two people they'll share what they learned this week and when.

6. LIVE IT OUT

Share what you discovered with others and put it into action (5 minutes).

1. Write down the two names God has given you to share with this week. Also, write down when you'll do this.
2. This week, share with the two people on your list what you've learned so far about the protection and security we have in Jesus. Be prepared to share with those God brings unexpectedly across your path, too.
3. Set aside 10-15 minutes this week to reflect on the distractions and/or obstacles you're facing now in experiencing Jesus' protection and security in your life. Also, contact the person on your left (in your group of three) this week to share these distractions and/or obstacles.
4. For our next time together: read WEEK 7 | SENT: "As you sent me into the world, I have sent them into the world" on pp. 117-131 and respond to the questions for each day's study.

WEEK

7



SENT

LEADER PREP

Watch Video 7: www.LikeJesus.church/app

Big Idea: Jesus' "sentness" prepared His disciples for being "sent ones," reflecting the sending Father's heart and nature.

1. LEAN IN

Get started with fun, easy, and engaging questions (10 min.)

Share: We've all had a time in our lives when we were sent on an errand only to find out that we couldn't find the place where we were being sent. Let's take a few moments and share a funny story related to your experience.

Discuss: [in groups of three] Briefly, share a funny story related to one time where you couldn't find the place where you were being sent on an errand.

2. LOOK DOWN

Find the answers in the Scripture passages (25 min.)

Share: (Read this excerpt from the book aloud to the group.) "God eventually sent His Son Jesus into the world (John 3:16) to redeem His people and save them from their sin. Jesus consistently and constantly emphasized His sentness. It impacted the way He lived. It impacted His priorities. It impacted the decisions He made. Jesus clearly was aware of and meditated upon the fact that He was sent."

Discuss: [in groups of three for 15 min.] Assign each group one of the four sets of Scripture passages below. Have different people in each group read one of the passages aloud in their group and discuss the corresponding question: [Note: Group members will be familiar with these Scripture passages since they were asked to read them during their study this week.]

1. John 4:34; 5:24; 5:30; 6:29; 6:38; 7:33; 8:29 - What did Jesus tell His disciples about His sentness?

2. John 17:3, 8, 18, 21, 23, 25 - What does the emphasis of Jesus' sentness in these Scripture passages tell us about the importance of Him being sent?

3. Genesis 1:28; 12:1-5; Jonah 1:1-3; John 3:16; Mark 3:14; John 20:21 - What do these Scripture passages tell us about God's sending nature and character?

4. Matthew 16:21-23; Mark 3:20-21; John 6:66-70; John 7:1, 3-5; John 8:40-41, 48 - What are some of the costs Jesus faced living out His sentness?



© VIDEO 7

Videos can be viewed in the Like Jesus app or online at: LikeJesus.church/app

Discuss: [entire group for 10 min.] Allow one or two people from each group to share what they learned together. What does this tell us about the importance of Jesus helping His disciples embrace their sentness? What were your aha's?

3. LOOK OUT

Connect the world of the Bible to our culture (10 min.)

Share: We see Jesus living with the realization of His sentness in every area of His life. He intentionally helped His disciples embrace the sentness of their lives.

Discuss: [in groups of three] What do you think keeps Christians from embracing their sentness with the same priority and focus that Jesus did?

4. LOOK IN

Go straight to the heart of the matter (30 min.)

Share: (Read this excerpt from the book aloud to the group.) "Most of us do not live meaningless lives. But neither do we live lives fully appreciating the significance of our sentness. We are somewhere between meaninglessness and meaningful activity. We've learned to navigate the 'I'm committed, but not too much' lifestyle. 'I've got meaning, but I'm not a fool for Christ.' Some days we feel so purposeful; other days we wonder if it is all really worth it. We have become good churchgoers and good people, but definitely not radical for Jesus. We have become really good at walking the fine line between the two realities. As a result, we fail to fully experience the great privilege of being on mission with God."

Discuss: [in groups of three for 10 min.] What keeps you from embracing your sentness with the same priority and focus that Jesus did?

Discuss: [in same groups of three for 20 min.] What needs to change in your life when you begin to think of yourself as a "sent one"? Be specific. How will this affect your actions today?

5. LOOK UP

Pray together (10 minutes).

[In the same groups of three] Spend some time asking the God of mission to help you live a life more in line with your true sentness. Ask Him to give you the courage to embrace living more fully committed to being sent just like Jesus was sent. Ask the Father also to reveal to each group member two people they'll share what they learned this week and when.

6. LIVE IT OUT

Share what you discovered with others and put it into action (5 minutes).

1. Write down the two names God has given you to share with this week. Also, write down when you'll do this.

2. This week, share with the two people on your list what you've learned so far about how Jesus lived with the realization of His sentness in every area of His life while intentionally helping His disciples embrace the sentness of their lives. Be also prepared to share with those God brings unexpectedly across your path.

3. Set aside 10-15 minutes this week to reflect on the distractions and/or obstacles you're facing now that keeps you from embracing your sentness with the same priority and focus that Jesus did. Also, contact the person on your left (in your group of three) this week to share these distractions and/or obstacles.

4. For our next time together: read WEEK 8 | SANCTIFY: now in experiencing Jesus' protection and security in your life. Also, contact the person on your left (in your group of three) this week to share

WEEK

8



SANCTIFY

LEADER PREP

Watch Video 8: www.LikeJesus.church/app

Big Idea: Jesus “sanctified” (set apart) Himself in every aspect of His life through willingly, intentionally, lovingly, and courageously living while He entrusted Himself to the Father’s will and endured to the very end to carry it out.

1. LEAN IN

Get started with fun, easy, and engaging questions (10 min.)

Share: There is something that sets each of us apart from others—it’s what makes us unique. It may be something we can do that others can’t. It could be something about us that sets us apart from others. It could even be something we own that sets us apart from others. Take a few minutes in your group of three to share what sets you apart from others.

Discuss: [in groups of three] What is one thing about you that sets you apart from others?

2. LOOK DOWN

Find the answers in the Scripture passages (25 min.)

Discuss: [in groups of three for 20 min.] Assign each group one of the four sets of Scripture passages below. Have different people in each group read one of the passages aloud in their group and discuss this question: What do these Scripture passages tell us about Jesus’ attitude to set Himself apart (sanctify Himself) for others’ sake? [Note: group members will be familiar with these Scripture passages since they were asked to read them during their study this week.]

1. Mark 16:21-28; John 10:18; Luke 9:51
2. John 3:16; 1 John 3:16; 1 Peter 2:21-23, Psalm 44:22, Romans 8:31, 33, 35, 37
3. 1 Peter 2:23b; Luke 23:46; Galatians 3:11, Hebrews 11:6; 1 John 5:4
4. Hebrews 12:2; Luke 9:51; John 7:33; John 8:14; John 13:1; 2 Cor. 4:16-18

Discuss: [entire group for 5 min.] Allow one person from each group to share what they learned together. What does this tell us about Jesus’ attitude to set Himself apart (sanctify Himself) for others’ sake?

3. LOOK OUT



© VIDEO 8

Videos can be viewed in the Like Jesus app or online at: LikeJesus.church/app

Connect the world of the Bible to our culture (10 min.)

Share: (Read aloud this excerpt from the book.) "...since we are called to "think and act like Christ Jesus" (Phil. 2:5 NCV) and in Matthew 17 Jesus tells us that in the same way, we must be willing to take up our cross and follow Him. Paul clearly says the same in Philippians 3:10 when he says we are: "becoming like him in his death."

Discuss: [in groups of three] What do you think keeps Christians from helping one another to think and act like Jesus, having His attitude to set Himself apart (sanctify Himself) for others' sake?

4. LOOK IN

Go straight to the heart of the matter (30 min.)

Discuss: [in groups of three for 20 min.] What keeps you from allowing others to help you to think and act like Jesus, having His attitude to set Himself apart (sanctify Himself) for others' sake?

Discuss: [in groups of three for 10 min.] What keeps you from helping others to think and act like Jesus, having His attitude to set Himself apart (sanctify Himself) for others' sake?

5. LOOK UP

Pray together (10 minutes).

[In the same groups of three] Spend some time asking the Father to help you embrace thinking and acting like Jesus while having His attitude to set Himself apart (sanctify Himself) for others' sake. Ask Him to give you the courage to help a few disciples to embrace Jesus' attitude to set Himself apart (sanctify Himself) for others' sake. Ask the Father also to reveal to each group member two people they'll share what they learned this week and when.

6. LIVE IT OUT

Share what you discovered with others and put it into action (5 minutes).

1. Write down the two names God has given you to share with this week. Also, write down when you'll do this.
2. This week, share with the two people on your list what you've learned so far about Jesus' attitude to set Himself apart (sanctify Himself) for others' sake. Be prepared to share with those God brings unexpectedly across your path.
3. Set aside 10-15 minutes this week to reflect on the distractions and/or obstacles you're facing now in learning to embrace Jesus' attitudes and actions to set Himself apart for others' sake. Also, contact the person on your left (in your group of three) this week to share these distractions and/or obstacles.
4. For our next time together: read WEEK 9 | SHARE: "I have given them the glory that you gave me" on pp. 149-159 and respond to the questions for each day's study.

WEEK

9



SHARE

LEADER PREP

Watch Video 9: www.LikeJesus.church/app

Big Idea: Jesus genuinely shared His glory with His disciples so that these disciplemakers would also share His glory with future disciplemakers.

1. LEAN IN

Get started with fun, easy, and engaging questions (10 min.)

Share: Most of us have had a moment of glory. Some have experienced longer durations of glory while others far shorter times. Sometimes glory is given while others times it's the by-product of tremendous effort and hard work.

Discuss: [in groups of three] Briefly share your "moment of glory" or a time when you found yourself in the spotlight for something you did.

2. LOOK DOWN

Find the answers in the Scripture passages (25 min.)

Discuss: [in groups of three for 15 min.] Assign each group one of the three sets of Scripture passages below. Have different people in each group read one of the passages aloud in their group and discuss the corresponding question: [Note: group members will be familiar with these Scripture passages since they were asked to read them during their study this week.]

1. Psalm 8:5-6; Hebrews 2:6-9 - What does this passage tell us about man's shaded and broken glory?

2. Revelation 5:9-10; Revelation 5:12-13; John 13:3; John 17:2 - What does this passage tell us about Jesus' ultimate glory?

3. Revelation 5:9-10; 2 Timothy 2:11-13; 1 Peter 2:9 - What does this passage tell us about the glory Jesus has shared with us?

Discuss: [entire group for 10 min.] Allow one or two people from each group to share what they learned together. What does this tell us about Jesus sharing His glory with His disciples?

3. LOOK OUT

Connect the world of the Bible to our culture (10 min.)



© VIDEO 9

Videos can be viewed in the Like Jesus app or online at: LikeJesus.church/app

Share: (Read aloud this excerpt from the book.) “This week we have tried to capture what Jesus meant when He said, ‘I have given them the glory that you gave me.’ Jesus genuinely shared His glory with His disciples. And He also shares that with us, since He also prays for us in John 17:20, and because we are the disciples of these disciples.”

Discuss: [in groups of three] What do you think keeps Christians from not sharing with others the glory that Jesus has shared with them?

4. LOOK IN

Go straight to the heart of the matter (30 min.)

Discuss: [in groups of three for 15 min.] What do you think keeps you from not sharing with others the glory that Jesus has shared with you?

Discuss: [in same groups of three for 15 min.] What do you think it looks like when we (like Jesus) share glory with our disciples? Be as practical as you can be. How can we help one another with sharing glory with our disciples?

5. LOOK UP

Pray together (10 minutes).

[In the same groups of three] Spend some time asking the Father to help you overcome not sharing with others the glory that Jesus has shared with you. Ask Him to give you the courage to share with a few disciples the glory that Jesus has shared with you. Ask the Father also to reveal to each group member two people they'll share what they learned this week and when.

6. LIVE IT OUT

Share what you discovered with others and put it into action (5 minutes).

1. Write down the two names God has given you to share with this week. Also, write down when you'll do this.
2. This week, share with the two people on your list what you've learned so far about how Jesus shared His glory with His disciples, preparing them to share the glory that Jesus shared with them. Be prepared to share with those God brings unexpectedly across your path.
3. Set aside 10-15 minutes this week to reflect on the sticking points you're facing now in sharing with a few disciples the glory that Jesus has shared with you. Also, contact the person on your left (in your group of three) this week to share these distractions and/or obstacles.
4. For our next time together: read WEEK 10 | MISSIONAL: “Fishers of men” on pp. 161-173 and respond to the questions for each day's study.

WEEK

10



MISSIONAL

LEADER PREP

Watch Video 10: www.LikeJesus.church/app

Big Idea: Jesus created a movement of multiplying disciples—making disciples who could make disciples—who depended on the Holy Spirit to reproduce much fruit.

1. LEAN IN

Get started with fun, easy, and engaging questions (10 min.)

Share: We've all been faced with distractions and/or obstacles to something we wanted or needed. Let's take a few moments in groups of three and share one distraction or obstacle you're facing right now. This could be a person, place, or thing.

Discuss: [in groups of three] Briefly share what distraction or obstacle you're facing right now and what you're currently doing about it.

2. LOOK DOWN

Find the answers in the Scripture passages (25 min.)

Share: We intentionally removed this section of our study so we could expand the LOOK IN section.

3. LOOK OUT

Connect the world of the Bible to our culture (10 min.)

Share: [Read this excerpt from the book.] "So we began this study by stating that discipling Jesus-style is relational (follow me), intentional (I will make you) and now missional (fishers of men). Under intentional we looked at Jesus' prayer in John 17, and from His own words we looked at seven priorities Jesus Himself mentioned: reveal, speak, pray, protect, send, sanctify, and share."

Let's now turn our attention to missional. In week 2 we discussed how focused Jesus was in teaching His disciples to reproduce. In one sense, we have never made a fully trained disciple until our disciples reproduce. A fully trained disciple is someone who multiplies both the character and priorities of Jesus into others' lives. This was the passion and focus of Jesus' whole ministry: reproduction. Making disciples who could make disciples."

Discuss: [in groups of three] What do you think keeps most Christians from being missional (fishers of men) in their discipling?



© VIDEO 10

Videos can be viewed in the Like Jesus app or online at: LikeJesus.church/app

4. LOOK IN

Go straight to the heart of the matter (30 min.)

Share: We intentionally expanded this section of our study and removed the LOOK DOWN section so we could help one another with taking the next steps we need to take with the people written on your Circle of Concern. This next dialogue may be difficult for some of you, for one reason or another. If you struggled with this section, please share what you can in your group of three. You were asked by Dann to list three pre-Christians the Lord has placed in your life that you want to disciple. You may want to list one at the cultivating level (building a friendship with), one at the planting level (beginning to share God's truth with), and then one at the reaping level (ready to hear the gospel clearly and concisely).

Discuss: [in groups of three for 10 min.] Share the names of the three pre-Christians you listed on page 166. Share the next steps you have written down for each person.

Share: You were asked by Dann to write the names of two new or younger Christians that you know need to be disciplined.

Discuss: [in groups of three for 15 min.] Share the names of the two new or younger Christians you wrote down on page 168. Share the next steps you have written down for each person.

Share: You were asked by Dann to write the name of one of these people you would describe as a committed worker.

Discuss: [in groups of three for 15 min.] Share the name of the one committed worker you wrote down on page 170. Also, share the next steps you have written down for this person.

Discuss: [in groups of three for 15 min.] As you think about the present fruit of your life, how does the fruit that you yield reflect the disciplines you live out? What are you going to ask God for? Who can you take through this study to begin the process with?

5. LOOK UP

Pray together (10 minutes).

[In the same groups of three] Spend some time asking the Father to help you to move forward in practicing the seven disciplemaking disciplines with the people in your Circle of Concern. Ask Him to give you the courage to prioritize multiplication with a few disciples. Ask the Father also to reveal to each group member two people they'll share what they learned this week and when.

6. LIVE IT OUT


Share what you discovered with others and put it into action (5 minutes).

1. Write down the two names God has given you to share with this week. Also, write down when you'll do this.
2. This week, share with the two people on your list what you've learned so far about being missional (fishers of men). Be prepared to share with those God brings unexpectedly across your path, too.
3. Set aside 10-15 minutes this week to reflect on the distractions or obstacles you're facing now in moving forward in practicing the seven disciplemaking disciplines with the people in your Circle of Concern. Also, contact the person on your left (in your group of three) this week to share your distraction or obstacle with them.
4. Continue your disciplemaking journey by always asking, "How's the journey going?" when you're with one of your group members.

THE MISSION
OF JESUS

THE MODEL
OF JESUS

THE METHODS
OF JESUS



CREATING A CULTURE OF DISCIPLE-MAKING, LIKE JESUS DID.

Dr. Dann Spader is the founder of Sonlife Ministries and currently serves as president of Global Youth Initiative. He has dedicated his life to disciple-making, and more than 1 million people in over 100 countries have been trained to make disciples through organizations he has led. Dann is the author of 4 Chair Discipling, Walk Like Jesus and Live Like Jesus.



 **LikeJesus.church**

© Copyright 2018 Dann Spader and Clear Design Group

